

Name	BINDAL TECHNOPOLYMER PVT.LTD.
Date of Incorporation	16-12-1986
Address	987(F.F.) H.S. ROAD, NAIWALA KAROL BAGH CENTRAL DELHI, DELHI 110 005
Pr. Year Ended on	31-03-2023
Ass. Year / Opted for Taxation u/s 115BAA	2023-2024 NO
PAN	AAACB0153G
CIN	U74899DL1986PTC026404
Ward	New Delhi
Status	DOMESTIC COMPANY
No. Of Branches	2
Resi. Status	RESIDENT
Address of Branches	D-22, Site -IV, UPSIDC, Surajpur Indl. Area, G. Noida Khatoni No.862, Khasra No.3946/3454, Una, HP
Bank Details	Kotak Mahindra Bank Limited, Greater Noida Axis Bank Ltd, Alpha Greater Noida
	CC : 645044000616 IFSC : KKBK0005304 CC : 007010200035468 IFSC : UTIB0000624

STATEMENT OF TAXABLE INCOME

S.NO.	HEAD OF INCOME	AMOUNT
1	<u>Income from Business & Profession</u>	
	Net Profit as per Profit & Loss A/c Annexed	Rs. 61,751,310.00
	Add : Dep.as per Companies Act, 2013	Rs. 27,219,620.00
	Gratuity Provision	Rs. 635,991.00
		Rs. 27,855,611.00
		Rs. 89,606,921.00
	Less : Dep.as per Income Tax Act, 1961	Rs. 26,288,268.00
		Rs. 63,318,653.00
	Less : Income credited to P&L A/c taxable under other head.	Rs. 406,436.00
		62,912,217.00
2	<u>Income from Other Sources</u>	
	Interest - Others	Rs. 406,436.00
	Net Taxable Income	Rs. 63,318,653.00
	Or Say	Rs. 63,318,650.00
	A . Tax Payable As Per Normal Income Tax on	Rs. 15,829,663.00
	B . Tax Payable As Per MAT on	Rs. 9,262,697.00
	Tax Payable (Higher of A & B)	Rs. 15,829,663.00
	Add : Surcharge @ 7%	Rs. 1,108,076.00
	Add : Edu. Cess @ 4%	Rs. 677,510.00
	Total Tax & Cess Payable	Rs. 17,615,249.00
	Less : MAT Credit u/s 115JAA	Rs. 2,435,951.00
	TDS / TCS	Rs. 1,975,138.00
	AIT Paid	Rs. 14,350,000.00
	Tax Refundable	Rs. 1,145,840.00
	Less : Interest u/s 234C	Rs. 326,806.00
	Balance Tax Refundable	Rs. 819,034.00
	Or Say, Tax Refundable	Rs. 819,030.00

[MANAGING DIRECTOR]

31/12/23

BINDAL TECHNOPOLYMER PVT.LTD.

987 (F.F) H.S ROAD, NAIWALA KAROL BAGH CENTRAL DELHI, DELHI 110 005

BALANCE SHEET AS AT 31ST MARCH, 2023

CIN : U74899DL1986PTC026404

(Rupees in '000s)

Particulars	Note No.	Figures as at the end of current reporting period	Figures as at the end of previous reporting period
I. EQUITY AND LIABILITIES			
(1) Shareholders' Funds			
(a) Share Capital	1	5,372.70	5,372.70
(b) Reserves and Surplus	2	164,583.02	122,095.46
(c) Money received against share warrants	-	-	-
(2) Share Application money pending allotment		-	-
(3) Non-Current Liabilities			
(a) Long Term Borrowings	3	64,507.04	21,366.49
(b) Deferred Tax Liabilities (Net)		9,018.15	9,260.37
(c) Other Long Term Liabilities	4	-	-
(d) Long Term Provisions	5	-	-
(4) Current Liabilities			
(a) Short Term Borrowings	6	98,093.10	88,946.59
(b) Trade Payables	7		
Total outstanding dues of MSME Creditors		80,247.47	88,748.43
Total outstanding dues of creditors other than MSME		-	-
(c) Other Current Liabilities	8	57,670.02	31,997.97
(d) Short Term Provisions	9	17,500.00	8,000.00
Total		496,991.50	375,788.00
II. ASSETS			
(1) Non-Current Assets			
(a) Property, Plant and Equipment and Intangible Assets	10		
(i) Property, Plant and Equipment		229,272.23	156,046.53
(ii) Intangible Assets		-	-
(iii) Capital work-in-progress	11	-	-
(iv) Intangible assets under development		-	-
(b) Non-current investments	12	-	-
(c) Deferred tax assets (net)		-	-
(d) Long term loans and advances	13	-	-
(e) Other non-current assets	14	7,371.49	9,985.29
(2) Current Assets			
(a) Current investments	15	27.10	27.10
(b) Inventories	16	57,793.63	45,761.06
(c) Trade Receivables	17	166,388.25	154,446.54
(d) Cash and cash equivalents	18	385.05	93.24
(e) Short-term loans and advances	19	35,753.75	9,428.24
(f) Other current assets	20	-	-
Total		496,991.50	375,788.00

NOTES TO ACCOUNTS

Schedules referred to above and notes attached there to form an integral part of Balance Sheet

This is the Balance Sheet referred to in our Report of even date.

FOR KAPIL GUPTA & ASSOCIATES
CHARTERED ACCOUNTANTS

FOR BINDAL TECHNOPOLYMER PVT.LTD.

FRM 04512N
M.No. 083042
New Delhi
(CA. KAPIL GUPTA)
Proprietor

Membership No. : 083042

Firm Reg. No.: 04512N UDIN : 23083042BGSGBK1941

31/04
KAPIL GUPTA
DIRECTOR
DIN - 00550613

SHIKHA GUPTA
DIRECTOR
DIN - 02834950

PLACE: DELHI

DATED: 20.09.2023

BINDAL TECHNOPOLYMER PVT.LTD.

987 (F.F) H.S ROAD, NAIWALA KAROL BAGH CENTRAL DELHI, DELHI 110 005

PROFIT & LOSS STATEMENT FOR THE YEAR ENDED ON 31ST MARCH,2023

CIN : U74899DL1986PTC026404

(Rupees in '000s)


Sr. No	Particulars	Note	Figures as at the end of current reporting period	Figures as at the end of previous reporting period
I	Revenue from operations	21	1,708,646.82	1,330,471.84
II	Other Income	22	42,804.63	15,941.15
III	Total Income (I + II)		1,751,451.46	1,346,412.99
IV	Expenses:			
	Cost of Material Consumed	24	115,792.87	93,494.63
	Purchases	25	1,444,976.58	1,133,336.55
	Changes in inventories of :	26		
	Raw Materials		(10,178.44)	(8,207.47)
	Finished Goods		(1,854.13)	6,941.68
	Work-in-Progress		-	-
	Stock-in-Trade		-	-
	Employee Benefit Expenses	27	17,017.97	14,693.59
	Finance Costs	28	17,141.47	11,497.52
	Depreciation and Amortisation Expenses		27,219.62	16,263.63
	Other Expenses	29	79,584.21	43,374.08
	Total Expenses (IV)		1,689,700.15	1,311,394.20
V	Profit before exceptional and extraordinary items and tax (III-IV)	(III - IV)	61,751.31	35,018.78
VI	Exceptional Items		-	-
VII	Profit before extraordinary items and tax (V - VI)		61,751.31	35,018.78
VIII	Extraordinary Items		-	-
IX	Profit before tax (VII - VIII)		61,751.31	35,018.78
X	Tax expense:			
	(1) Current tax		17,500.00	8,000.00
	(2) Deferred tax		(242.22)	4,697.21
XI	Profit(Loss) from the period from continuing operations	(IX-X)	44,493.53	22,321.57
XII	Profit/(loss) from discontinuing operations			
XIII	Tax expense of discontinuing operations			
XIV	Profit/(loss) from Discontinuing operations (after tax) (XII-XIII)			
XV	Profit (Loss) for the period (XI + XIV)		44,493.53	22,321.57
XVI	Earning per equity share:			
	(1) Basic		0.83	0.42
	(2) Diluted		0.83	0.42


Schedules referred to above and notes attached there to form an integral part of Profit & Loss Statement.

This is the Profit & Loss Statement referred to in our Report of even date.

FOR VIJAY KAPOOR & ASSOCIATES
CHARTERED ACCOUNTANTS

FOR BINDAL TECHNOPOLYMER PVT.LTD.


(CA. VIJAY KAPOOR)
Proprietor
Membership No. : 083042
Firm Reg. No.: 04512N UDIN : 23083042BGSGBK1941


KAPIL GUPTA
DIRECTOR
DIN - 00550613


SHIKHA GUPTA
DIRECTOR
DIN - 02834950
PLACE: DELHI
DATED: 20.09.2022

BINDAL TECHNOPOLYMER PVT.LTD.

Notes Forming Integral Part of the Balance Sheet as at 31st March, 2023

CIN :U74899DL1986PTC026404

(Rupees in '000s)

Note No : 1 Share Capital

Sr. No.	Particulars	Current Year	Previous Year
1	<u>AUTHORISED CAPITAL</u> 150,000 Equity Shares of Rs 100/- each.	15,000.00	15,000.00
		15,000.00	15,000.00
2	<u>ISSUED , SUBSCRIBED & PAID UP CAPITAL</u> 53,727 Equity Shares of Rs. 100/- each.	5,372.70	5,372.70
	Total in Rupees	5,372.70	5,372.70

Note No :1A Reconciliation of no of shares outstanding:

Sr. No.	Particulars	Current Year	Previous Year
	Equity shares at the beginning of the year	53727	53727
	Add: Shares allotted during the year		
	Equity shares at the end of the year	53727	53727

Note No : 1B Shareholder Holding shares exceeding 5%

Sr. No.	Name	Number of shares held	Number of shares held
		Current Year	Previous Year
	KAPIL GUPTA- C.Y -70.19% ,(P.Y -70.19%)	37710	37710
	SHIKHA GUPTA -C.Y- 29.81 %, (P.Y- 29.81%)	16017	16017
	Total No. of Shares	53727	53727

*Terms /Rights attached to the equity share

The company has only one class of equity shares having a par value of Rs. 100/- per share. All the equity Shares carry the same rights with respect to voting, dividends etc.

In the event of liquidation of company, the holders of equity shares will be entitled to receive remaining assets of the company, after distribution of all preferential amounts. The distribution will be in proportion to the number of equity shares held by shareholders.

* Disclosure regarding shares held by holding company is not applicable on the company

* The company has not issued any shares in respect of the following during the preceding five financial years:-

Pursuant to any contract without payment being received in cash

Bonus shares

* The company has not bought back any shares during the preceding five financial years

* The company has not issued any securities which is convertible into equity shares / preference shares.

* The company has no outstanding calls on any shares.

* The company has not forfeited any shares during the financial year or any previous financial year.

* The company has never received any money against share warrants.

* The company has no share application money pending allotment



BINDAL TECHNOPOLYMER PVT.LTD.

Notes Forming Integral Part of the Balance Sheet as at 31st March, 2023

CIN : U74899DL1986PTC026404

(Rupees in '000s)

Note No : 2 Reserve & Surplus


Sr. No	Particulars	Current Year	Previous Year
1	Capital Reserve		
2	Capital Redemption Reserve		
3	Security Premium	45,610.05	45,610.05
4	Debenture Redemption Reserve		
5	Revaluation Reserve	-	-
6	Share option outstanding amount		
7	Other Reserves		
8	Surplus (Profit & Loss Account)	118,972.97	76,485.42
	Balance brought forward from previous year	76,485.42	54,148.63
	General Reserve	-	-
	Add: Profit for the period	44,493.53	22,321.57
	Less:-Appropriation of Reserve & Surplus	2,005.97	(15.22)
	Total in Rupees	164,583.02	122,095.46

Note No : 3 Long Term Borrowings

Sr. No	Particulars	Current Year	Previous Year
1	Bonds / Debentures		
2	<u>Loans</u>		
	<u>Secured Loans from Banks</u>		
	Kotak Mahindra Bank Term Loan on Machine	58,735.60	14,109.37
	Secured Against Immovable Properties of Company		
	Term Loan from Electronic Finance Ltd.	-	-
	Secured Against Machine		
	Tata Motors Finance	2,506.44	582.11
	Secured Against Commercial Vehicle		
	<u>Unsecured Loans</u>		
	Loan From Directors	3,265.00	6,675.00
3	Deferred payment liabilities		
4	Loans and Advances from related parties (other than directors)		
5	Long term maturities of finance lease obligations		
6	Other Loans and Advances		
	Total in Rupees	64,507.04	21,366.49

Note No : 4 Other Long Term Liabilities

Sr. No	Particulars	Current Year	Previous Year
1			
2			
3			
	Total in Rupees	-	-



BINDAL TECHNOPOLYMER PVT.LTD.

Notes Forming Integral Part of the Balance Sheet as at 31st March, 2023

CIN :U74899DL1986PTC026404

(Rupees in '000s)

Note No : 5 Long Term provisions

Sr. No	Particulars	Current Year	Previous Year
1			
2			
3			
	Total in Rupees	-	-

Note No : 6 Short Term Borrowings

Sr. No	Particulars	Current Year	Previous Year
1	Loan Repayable on demand From Banks - Kotak Mahindra Bank BCC - Term Loan Emi From Others - Oxyzo Financial Services Pvt. Ltd.	91,960.26 6,132.85 -	48,700.36 24,880.37 15,365.86
2	Loans and Advances from Related Parties		
3	Other loans and advances		
	Total in Rupees	98,093.10	88,946.59

Note No : 8 Other Current Liabilities

Sr. No	Particulars	Current Year	Previous Year
1	Expenses Payable	25,451.10	14,222.85
2	Sundry Advances & Security	14,573.43	727.02
3	Statutory Dues Payable	17,645.49	17,048.10
	Total in Rupees	57,670.02	31,997.97

Note No : 9 Short Term Provision

Sr. No	Particulars	Current Year	Previous Year
1	Provision for Income Tax	17,500.00	8,000.00
	Total in Rupees	17,500.00	8,000.00



BINDAL TECHNOPOLYMER PVT.LTD.

Notes Forming Integral Part of the Balance Sheet as at 31st March, 2023

CIN : U74899DL1986PTC026404

(Rupees in '000s)

Note No : 1C Shares held by promoters at the end of the year

Sr. No	Name	Number of shares held	% of Total No. of shares	% Change during	Number of shares held
		Current Year		Current Year	Previous Year
	KAPIL GUPTA	37,710	70.19	-	37,710
	SHIKHA GUPTA	16,017	29.81	-	16,017
	Total	53727	100.00		53727

Note No : 7 Trade Payables

Sr. No	Particulars	Outstanding for following periods from due date of payment				
		Less than 1 Year	1-2 Years	2-3 Years	More than 3 Years	Total
	CURRENT YEAR					
	MSME	80,247.47	0.00			80,247.47
	Disputed - MSME					
	MSME Total	80,247.47	0.00	-	-	80,247.47
	Others					-
	Disputed - Others					-
	Others Total	-	-	-	-	-
	Total in Rupees	80,247.47	0.00	-	-	80,247.47
	PREVIOUS YEAR					
	MSME	88,707.64	40.79			88,748.43
	Disputed - MSME					
	MSME Total	88,707.64	40.79	-	-	88,748.43
	Others					-
	Disputed - Others					-
	Others Total	-	-	-	-	-
	Total in Rupees	88,707.64	40.79	-	-	88,748.43



BINDAL TECHNOPOLYMER PVT.LTD.

Notes Forming Integral Part of the Balance Sheet as at 31st March, 2023

CIN : U74899DL1986PTC026404


(Rupees in '000s)

Note No : 11 Capital Work-in-Progress

Sr. No	Particulars	Amount in Capital Work-in-Progress for a period of				
		Less than 1Year	1-2 Years	2-3 Years	More than 3 Years	Total
	CURRENT YEAR					
1	Projects in Progress					-
2	Projects Temporarily suspended					-
	Total in Rupees	-	-	-	-	-
* The company has no Capital Work-in-Progress whose completion is overdue and none of the projects has exceeded its cost as compared to original plan.						
		Less than 1Year	1-2 Years	2-3 Years	More than 3 Years	Total
	PREVIOUS YEAR					
1	Projects in Progress					-
2	Projects Temporarily suspended					-
	Total in Rupees	-	-	-	-	-
* The company has no Capital Work-in-Progress whose completion is overdue and none of the projects has exceeded its cost as compared to original plan.						

Note No. : 30 Significant Ratios

Sr. No	Particulars	Basis of Calculation	Current Year	Previous Year
1	Current Ratio	Current Assets : Current Liabilities	1.03:1	0.96 : 1
2	Debt-Equity Ratio	Total Debt : Shareholders Fund	0.38:1	0.17 : 1
3	Debt Service Coverage Ratio	EMI + OD : NPAT + Non Cash Exp + Interest	1.12:1	1.79 : 1
4	Return on Equity Ratio,	Net Profit After Tax x 100 / Shareholders Fund	26.18%	16.72%
5	Inventory turnover ratio,	Average Stock : Turnover	0.03:1	0.03 : 1
6	Trade Receivables turnover ratio,	Sundry Debtors : Turnover	0.10:1	0.12 : 1
7	Trade payables turnover ratio,	Sundry Creditors (Supplies) : Turnover	0.05:1	0.06 : 1
8	Net capital turnover ratio,	Shareholders Fund : Turnover	0.10:1	0.09 : 1
9	Net profit ratio,	Net Profit After Tax : Turnover	2.60%	1.66%
	Return on Capital employed,	EBIT x 100 / Capital Employed	33.21%	31.27%
	Return on investment.	Net Profit After Tax x 100 / Total Assets - C.Lia.	18.27%	13.46%



BINDAL TECHNOPOLYMER PVT.LTD.


Notes Forming Integral Part of the Balance Sheet as at 31st March, 2023

CIN : U74899DL1986PTC026404

(Rupees in '000s)

Note No : 17 Trade Receivables

S.N.	Particulars	Outstanding for following periods from due date of Transaction					
		Less than 6 Months	6Months - 1Year	1-2 Years	2-3 Years	More than 3 Years	Total
1	CURRENT YEAR						
	Undisputed Trade Receivables - Considered Good						
	Secured - Considered Good						-
	Unsecured - Considered Good		166,292.57	95.68			166,388.25
	Total		166,292.57	95.68	-	-	166,388.25
	Undisputed Trade Receivables - Considered Doubtful						
	Secured - Considered Doubtful						-
	Unsecured - Considered Doubtful						-
	Total		-	-	-	-	-
	Disputed Trade Receivables - Considered Good						
Secured - Considered Good						-	
Unsecured - Considered Good						-	
Total		-	-	-	-	-	
Disputed Trade Receivables - Considered Doubtful							
Secured - Considered Doubtful						-	
Unsecured - Considered Doubtful						-	
Total		-	-	-	-	-	
Total in Rupees		166,292.57	95.68	-	-	-	166,388.25
2	PREVIOUS YEAR						
	Undisputed Trade Receivables - Considered Good						
	Secured - Considered Good						-
	Unsecured - Considered Good		154,098.37	348.17			154,446.54
	Total		154,098.37	348.17	-	-	154,446.54
	Undisputed Trade Receivables - Considered Doubtful						
	Secured - Considered Doubtful						-
	Unsecured - Considered Doubtful						-
	Total		-	-	-	-	-
	Disputed Trade Receivables - Considered Good						
Secured - Considered Good						-	
Unsecured - Considered Good						-	
Total		-	-	-	-	-	
Disputed Trade Receivables - Considered Doubtful							
Secured - Considered Doubtful						-	
Unsecured - Considered Doubtful						-	
Total		-	-	-	-	-	
Total in Rupees		154,098.37	348.17	-	-	-	154,446.54



BINDAL TECHNOPOLYMER PVT.LTD.

Notes Forming Integral Part of the Balance Sheet as at 31st March, 2023

CIN : U74899DL1986PTC026404

(Rupees in '000s)

Note No. : 12 Non - Current Investment


Sr. No	Particulars	Current Year	Previous Year
1	Trade Investments Investment Property Investment in Equity Instruments Investments in preference shares Investments in Government or trust securities Investments in debentures or bonds Investments in Mutual Funds Investments in partnership firms (SEE Note No. 11A) Other non-current Trade Investments (specify nature)		
2	Other Investments Investment Property Investment in Equity Instruments Investments in preference shares Investments in Government or trust securities Investments in debentures or bonds Investments in Mutual Funds Investments in partnership firms Other non-current Trade Investments (specify nature)		
	Total in Rupees	-	-

Note No. : 12A Disclosure Regarding Investment in Partnership Firms

Particulars	Capital Invested	% Share in Profit/Loss
* Name Of Partnership Firm		

Note No. : 13 Long Term Loans and Advances

Sr. No	Particulars	Current Year	Previous Year
1	Capital Advances Secured, considered good Unsecured, considered good Doubtful		
2	Loans and Advances to Related Parties (See Note No.13A) Secured, considered good Unsecured, considered good Doubtful		
3	Other Loans and Advances Secured, considered good Unsecured, considered good Doubtful		
	Total in Rupees	-	-



BINDAL TECHNOPOLYMER PVT.LTD.

Notes Forming Integral Part of the Balance Sheet as at 31st March, 2023

CIN : U74899DL1986PTC026404

(Rupees in '000s)

Note No. : 13A Disclosure Regarding Loans and Advances to Related Parties

Particulars	Current Year	Previous Year
* To Directors	-	-
* To Members	-	-
* Other Related Parties	-	-
Total in Rupees	-	-

Note No. : 14 Other Non-Current Assets


Sr. No.	Particulars	Current Year	Previous Year
1	Long Term Trade Receivables		
2	Security Deposits	6,407.11	9,020.91
3	Others		
4	MAT Credit Entitlement	964.38	964.38
	Total in Rupees	7,371.49	9,985.29

Note No. : 15 Current Investment

Sr. No.	Particulars	Current Year	Previous Year
	Investment in Equity Instruments		
	Investments in preference shares		
	Investments in Government or trust securities		
	Investments in debentures or bonds		
	Investments in Mutual Funds		
	Investments in partnership firms (SEE Note No. 15A)		
	Other Investments -FDR	27.10	27.10
	Total in Rupees	27.10	27.10

Note No. : 15A Disclosure Regarding Current Investment in Partnership Firms

Particulars	Capital Invested	% Share in Profit/Loss
* Name Of Partnership Firm		



BINDAL TECHNOPOLYMER PVT.LTD.

Notes Forming Integral Part of the Balance Sheet as at 31st March, 2023

CIN : U74899DL1986PTC026404

(Rupees in '000s)

Note No. : 16 Inventories

Sr. No	Particulars	Current Year	Previous Year
*	Valued at Cost or NRV whichever is Less as per AS - 2		
1	Raw Material	37,227.23	27,048.79
2	Work-in-Progress		
3	Finished Goods	20,566.40	18,712.27
4	Stock in Trade (For Trading Entities)		
5	Stores and Spares		
6	Loose Tools		
7	Others		
	Total in Rupees	57,793.63	45,761.06

Note No. : 18 Cash & Cash Equivalent

Sr. No	Particulars	Current Year	Previous Year
1	Balance with Banks	22.85	22.85
2	Cheques, Drafts on Hand		-
3	Cash on Hand	362.20	70.39
4	Others (Specify nature)		
	Total [A + B]	385.05	93.24


Note No. : 19 Short Terms Loans and Advances

Sr. No	Particulars	Current Year	Previous Year
1	Loans & Advances to related parties		
	a) <u>Unsecured, Considered Good :</u>		
	Advance to Associate Concerns	-	-
2	Others		
	(Recoverable in cash or in kind or for value to be received, considered good for recovery by the Management)		
	Prepaid Taxes	16,325.14	2,798.22
	Balance With Revenue Authorities	14.75	14.75
	Others	19,413.87	6,615.28
	Total in Rupees	35,753.75	9,428.24

* All statements of current assets filed by the company with banks and financial institutions are in line with the books of accounts.

Note No. : 20 Other Current Assets

Sr. No	Particulars	Current Year	Previous Year
1			
2			
3			
	Total [A + B]	-	-



BINDAL TECHNOPOLYMER PVT.LTD.

Notes Forming Integral Part of the Balance Sheet as at 31st March, 2023

CIN : U74899DL1986PTC026404

(Rupees in '000s)

Note No : 21 Revenue from Operations

Sr. No	Particulars	Current Year	Previous Year
1	Sale of Products	1,708,646.82	1,330,471.84
2	Sale of Services		
3	Other Operating Revenues		
	Total in Rupees	1,708,646.82	1,330,471.84

Note No : 22 Other Income

Sr. No	Particulars	Current Year	Previous Year
1	Interest Other	406.44	266.02
2	Discount Received	42,398.20	15,675.13
3	Income Tax Refund		
4	Dr/Cr Written Off		
	Total in Rupees	42,804.63	15,941.15

Note No : 23 Earnings in Foreign Exchange (included in notes above)


Sr. No	Particulars	Current Year	Previous Year
1	Export of Goods (Calculated on F.O.B Basis)		
2	Royalty		
3	Know How		
4	Professional and Consultancy Fee		
	Total in Rupees	-	-

Note No : 24 Cost of Material Consumed

Sr. No	Particulars	Current Year	Previous Year
1	Freight/Cartage Inward	14,079.86	16,136.85
2	Loading & Unloading Charges	4,638.65	2,578.03
3	Power & Fuel	52,763.04	43,755.21
4	Wages	41,412.80	29,777.64
5	Job Charges	2,807.76	1,077.02
6	Entry Tax & Toll Tax	90.76	169.87
	Total in Rupees	115,792.87	93,494.63

Note No : 25 Purchases

Sr. No	Particulars	Current Year	Previous Year
1	Purchase of Stock in Trade		
2	Purchase of Raw Materials	1,444,976.58	1,133,336.55
	Total in Rupees	1,444,976.58	1,133,336.55



BINDAL TECHNOPOLYMER PVT.LTD.

Notes Forming Integral Part of the Balance Sheet as at 31st March, 2023

CIN : U74899DL1986PTC026404

(Rupees in '000s)

Note No : 25A Consumption of Imported Items

Sr. No	Particulars	Rs.	% of total consumption
1	Raw Material	5,686.54	17.51
2	Spare Parts	122.65	0.38
3	Components	26,672.55	82.12
	Total in Rupees	32,481.74	100.00

Note No : 26 Change in Inventories


Sr. No	Particulars	Current Year	Previous Year
1	Raw Materials		
	Opening Balance	27,048.79	18,841.33
	Closing Balance	37,227.23	27,048.79
	Change	(10,178.44)	(8,207.47)
2	Finished Goods		
	Opening Balance	18,712.27	25,653.94
	Closing Balance	20,566.40	18,712.27
	Change	(1,854.13)	6,941.68
3	Work in Progress		
	Opening Balance		
	Closing Balance		
	Change	-	-
4	Stock in Trade		
	Opening Balance		
	Closing Balance		
	Change	-	-

Note No : 27 Employee Benefit Expenses

Sr. No	Particulars	Current Year	Previous Year
1	Salaries & Bonus	7,262.72	6,447.62
2	Director Remuneration	3,450.00	3,000.00
3	PF & ESIC	3,391.89	2,334.15
4	Staff Welfare Expenses	507.47	324.48
5	House Rent Allowances	1,147.52	1,357.46
6	Conveyance Allowance	1,258.37	1,229.88
	Total in Rupees	17,017.97	14,693.59

Note No : 28 Finance Cost

Sr. No	Particulars	Current Year	Previous Year
	Bank Interest	12,172.58	7,436.97
	Bank Charges	1,025.72	338.18
	Other Interest	3,943.18	3,722.37
	Total in Rupees	17,141.47	11,497.52



BINDAL TECHNOPOLYMER PVT.LTD.

Notes Forming Integral Part of the Balance Sheet as at 31st March, 2023

CIN : U74899DL1986PTC026404


(Rupees in '000s)

Note No : 29 Other Expenses

Sr. No	Particulars	Current Year	Previous Year
1	Audit Fees	75.00	50.00
2	Building Maintenance	6,312.14	1,517.88
3	Business Promotion	194.60	185.61
4	Computer Maintenance	187.27	96.33
5	Conveyance Expenses	452.57	288.38
6	Dr/Cr Balance W/off	284.03	2,698.74
7	Festival Expenses	248.24	306.79
8	Freight & Cartage Outward	34,432.71	11,419.20
9	Gratuity	702.63	652.20
10	Insurance	536.64	472.52
11	Legal & Professional Charges	1,950.50	413.49
12	Donation	100.00	-
13	Machinery Maintenance	24,777.48	18,559.01
14	Misc. Exp	126.94	81.30
15	Office Repair & Maintenance	-	68.22
16	Postage & Telegram	290.00	124.72
17	Printing & Stationery	702.96	226.46
18	Rates & Taxes	399.42	-
19	Sales Tax Additional Demand	-	699.04
20	Telephone & Internet Charges	89.50	22.24
21	Travel Expenses	244.39	106.44
22	Vehicle Running & Maintenance	378.48	320.80
22	Commercial Vehicle Running & Maintenance	1,895.27	277.77
24	Water Expenses	280.81	116.47
25	Rent	484.00	265.55
26	Licences & fees	370.05	646.09
27	Rebate Remission & Discount	4,068.60	3,758.84
Total in Rupees		79584.21	43374.08

Note No : 29A Expenditure in Foreign Currency (included in Notes above)

Sr. No	Particulars	Current Year	Previous Year
1	Royalty	-	-
2	Know How	-	-
3	Professional and consultation fee	-	-
4	Interest	-	-
5	Other expenses in Foreign Currency	-	-
Total in Rupees		-	-



BINDAL TECHNOPOLYMER PVT.LTD.

Notes Forming Integral Part of the Balance Sheet as at 31st March, 2023

CIN : U74899DL1986PTC026404

Note : 10 Property, Plant and Equipment

(Rupees in '000s)

Sr. No	Particulars	Gross Block				Accumulated Depreciation				Net Block	
		Value at the beginning	Addition during the year	Deduction during the year	Value at the end	Value at the beginning	Addition during the year	Deduction during the year	Value at the end	WDV as on 31.03.2023	WDV as on 31.03.2022
I	Tangible Assets										
1	Land	4,834.44	500.00	-	5,334.44	-	-	-	-	5,334.44	4,834.44
2	Factory Building	15,681.24	10,088.64	-	25,769.88	4,453.53	1,254.42	-	5,707.96	20,061.92	11,227.70
3	Plant & Equipment's	230,215.65	92,745.44	6,392.40	316,568.69	95,503.55	24,057.19	-	119,560.74	197,007.95	134,712.10
4	Furniture & Fixture	1,957.76	44.00	-	2,001.76	1,498.51	161.09	-	1,659.59	342.17	459.26
5	Vehicles	10,857.16	3,181.42	-	14,038.58	6,815.89	1,493.17	-	8,309.06	5,729.52	4,041.27
6	Computer	1,799.45	278.22	-	2,077.66	1,027.69	253.74	-	1,281.43	796.23	771.76
	SUB TOTAL (A)	265,345.70	106,837.71	6,392.40	365,791.01	109,299.16	27,219.62	-	136,518.78	229,272.23	156,046.53
II	Intangible Assets	-	-	-	-	-	-	-	-	-	-
Total [A + B] (Current Year)		265,345.70	106,837.71	6,392.40	365,791.01	109,299.16	27,219.62	-	136,518.78	229,272.23	156,046.53
(Previous Year)		237,542.90	25,744.41		263,287.30	90,977.14	16,263.63	-	107,240.77	156,046.53	-

AUDITOR'S REPORT

As per our Report of even date attached
at the foot of the BALANCE SHEET

31-10-23
KAPIL GUPTA
DIRECTOR
DIN - 00550613

For and on behalf of
VIJAY KAPOOR & ASSOCIATES
Chartered Accountants

SHIKHA GUPTA
DIRECTOR
DIN - 02834950



Dated : 20.09.2023

UDIN : 23083042BGSGBK1941

[CA VIJAY KAPOOR]

Proprietor

M.No.083042

FRN : 04512N

BINDAL TECHNOPOLYMER PVT. LTD.

PARTICULARS OF DEPRECIATION ALLOWABLE AS PER THE INCOME TAX ACT, 1961

CIN : U74899DL1986PTC026404

(Rupees in '000s)

Sr.No.	DESCRIPTION OF THE ASSET/ BLOCK OF ASSETS	RATE %	GROSS BLOCK				DEPRECIATION ALLOWABLE FOR THE YEAR	W.D.V. AS AT 31/03/2023
			AS AT 01/04/2022	ADDITIONS UPTO 30/09/2022	ADDITIONS AFTER 30/09/2022	SALE OR TRANSFER	AS AT 31/03/2023	
1	Leasehold Land	0%	4,834.44	-	500.00	-	5,334.44	5,334.44
2	Factory Building	10%	8,506.23	6,793.45	3,295.20	-	18,594.87	16,899.87
3	Furniture & Fixtures	10%	946.12	-	44.00	-	990.12	893.12
4	Computer	40%	503.84	135.62	142.59	-	782.06	498.06
5	Plant & Machinery	15%	100,141.76	28,202.05	64,543.38	6,392.40	186,494.79	163,361.79
6	Vehicles	15%	5,497.35	210.00	2,971.42	-	8,678.77	7,599.77
	TOTAL Rs.		120,429.74	35,341.12	71,496.59	6,392.40	220,875.05	194,587.05

AUDITOR'S REPORT


As per our Report of even date attached
at the foot of the BALANCE SHEET

For and on behalf of
VIJAY KAPOOR & ASSOCIATES
Chartered Accountants

[CA VIJAY KAPOOR]
Proprietor
M.No.083042
FRN : 04512N

KAPIL GUPTA
DIRECTOR

DIN - 02538613



UDIN : 23083042BGSGBK1941

SHIKHA GUPTA
DIRECTOR
DIN - 02834950

VIJAY KAPOOR & ASSOCIATES

CHARTERED ACCOUNTANTS

Cell : 9910094249 Off : 42207484

BINDAL TECHNOPOLYMER PVT.LTD.

987 (F.F) H.S ROAD, NAIWALA KAROL BAGH CENTRAL DELHI, DELHI 110 005

Note No. 31 Deferred Tax Asset / Liability calculation

CIN : U74899DL1986PTC026404

(Rupees in '000s)

Written Down Value as Per Companies Act	229,272.23
Written Down Value as Per Income Tax Act	194,587.05
Difference	34,685.18
Deferred Tax Liability to be shown as on 31.03.2023	9,018.15
Deferred Tax Liability already Created	9,260.37
Deferred Tax Liability to be Reversed	(242.22)

